




Versionando suas análises com Git e GitHub



Maria Fernanda Souza (@naanadr)

Oie! Tudo beleza?

Recifense,
Mãe de pet,
Cientista da computação pela UFRPE,
Engenheira de dados na Jusbrasil,
PyLadies Recife,
Embaixadora de Inovação Cívica na OKBr







Mas e vocês?

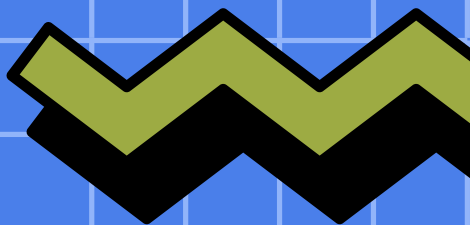





O que veremos hoje?

- O que é versionamento?
 - O que é Git?
 - Como funciona o Git?
 - O que é GitHub?
 - Como funciona o GitHub?
 - Colocando a mão na massa
- 
- 
- 
- 

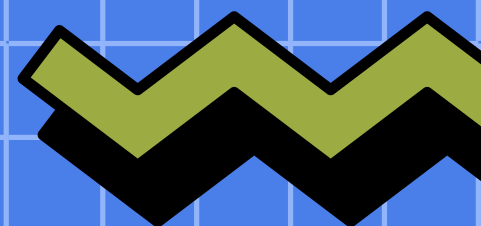

Versionamento





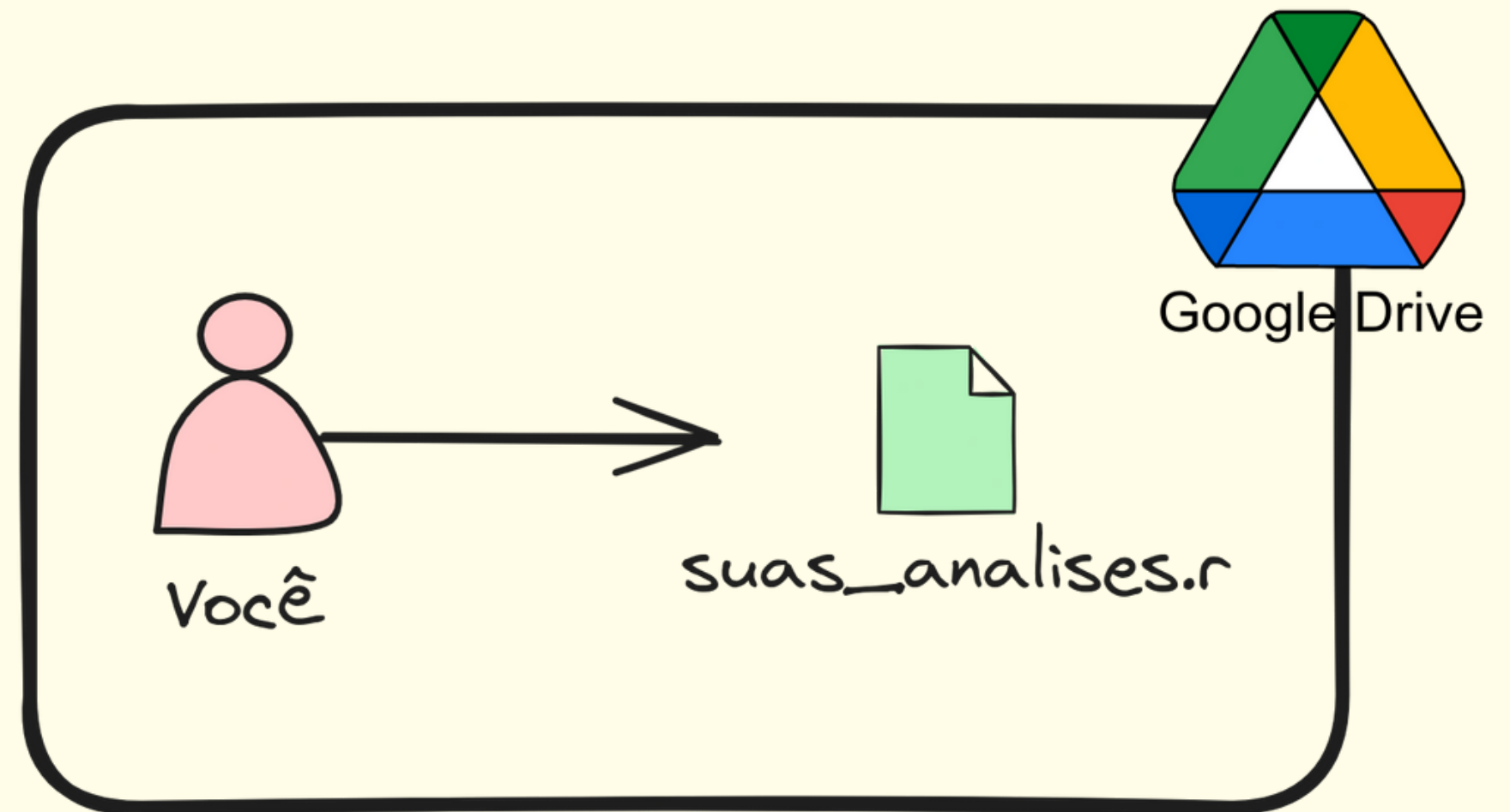

Versionamento

Controle de **versões diferentes** do projeto que você está trabalhando, com **informações** sobre data, hora e o que aconteceu.




Versionamento

Controle de **versões diferentes** do projeto que você está trabalhando, com **informações** sobre data, hora e o que aconteceu.



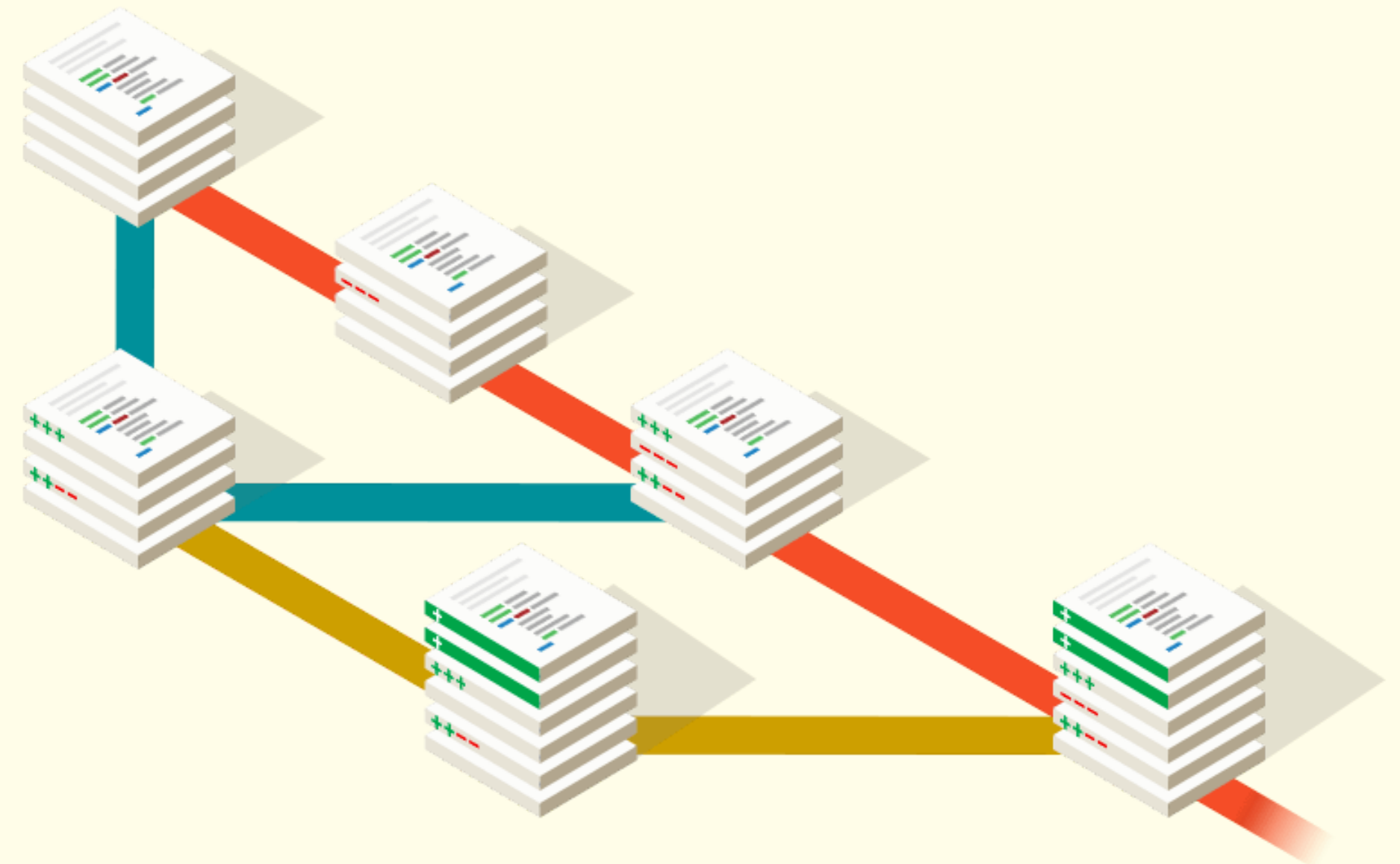



Versionamento / Git



Versionamento / Git

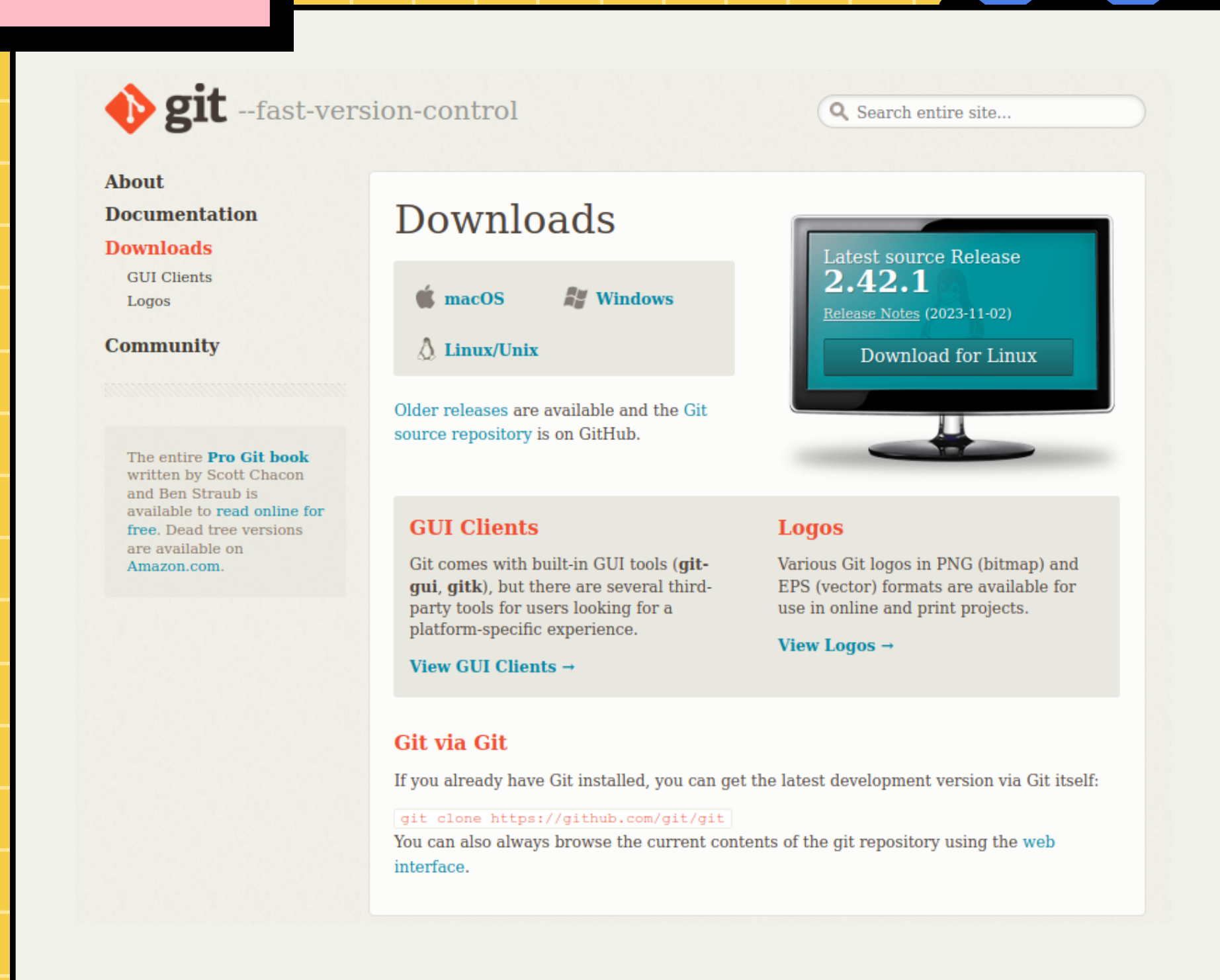
Ferramenta de Código Aberto utilizada para gerenciar de forma distribuída versões de projetos.



Fonte: git-scm.com

Instalando o Git

Disponível para download em todos os sistemas operacionais
git-scm.com/downloads



The screenshot shows the Git website homepage. At the top left is the Git logo and the tagline "--fast-version-control". A search bar is located at the top right. The main navigation menu includes "About", "Documentation", "Downloads" (highlighted in red), "GUI Clients", "Logos", and "Community". Below the navigation is a section for the "Pro Git" book, mentioning authors Scott Chacon and Ben Straub. The "Downloads" section features buttons for macOS, Windows, and Linux/Unix. To the right, a monitor displays the latest source release "2.42.1" with a "Download for Linux" button. Below this are sections for "GUI Clients" and "Logos". The "Git via Git" section provides a terminal command to clone the repository and mentions a web interface.

git --fast-version-control

Search entire site...

About
Documentation
Downloads
GUI Clients
Logos
Community

The entire **Pro Git book** written by Scott Chacon and Ben Straub is available to read online for free. Dead tree versions are available on [Amazon.com](#).

Downloads

macOS Windows Linux/Unix

Latest source Release
2.42.1
[Release Notes \(2023-11-02\)](#)
Download for Linux

Older releases are available and the [Git source repository](#) is on GitHub.

GUI Clients
Git comes with built-in GUI tools (**git-gui**, **gitk**), but there are several third-party tools for users looking for a platform-specific experience.
[View GUI Clients →](#)

Logos
Various Git logos in PNG (bitmap) and EPS (vector) formats are available for use in online and print projects.
[View Logos →](#)

Git via Git
If you already have Git installed, you can get the latest development version via Git itself:

```
git clone https://github.com/git/git
```


You can also always browse the current contents of the git repository using the [web interface](#).



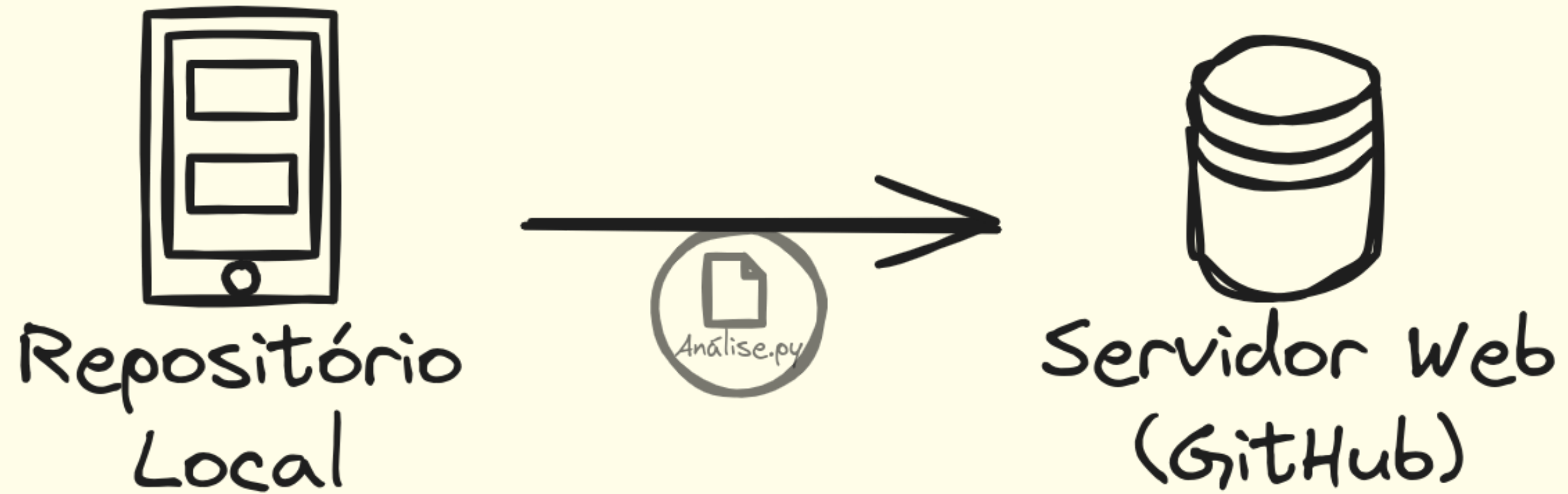
GitHub

Maior repositório de projetos que utilizam o Git como ferramenta de versionamento.

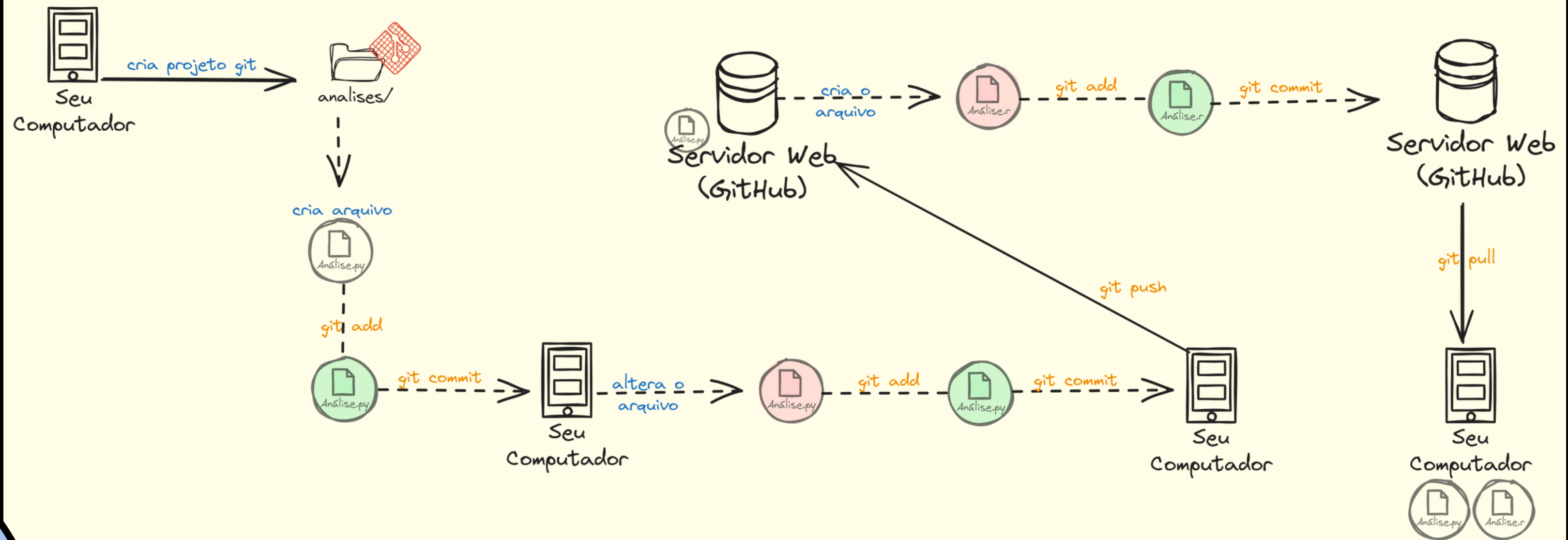
The screenshot shows the GitHub home page for user **naanadr**. The page is divided into several sections:

- Top Repositories:** A search bar labeled "Find a repository..." and a list of repositories:
 - pyladiesrecife/pyladiesrecife.gith ub.io
 - pyladies-brazil/crawler-tutorial
 - pyladiesrecife/organizacao
 - naanadr/explorando-jupyter
 - naanadr/repositorio-teste
 - naanadr/iti-data-challenge
 - escola-de-dados/python-inovacao-civica
- Recent activity:** A dashed box containing the text: "When you take actions across GitHub, we'll provide links to that activity here."
- Your teams:** A search bar labeled "Find a team..."
- Home feed:** A list of activity items:
 - anapaulagomes added a repository to PhD** (2 minutes ago). Item: **mrapp-ke/Boomer** (C++ 16 stars). Description: "A scikit-learn implementation of BOOMER - An Algorithm for Learning Gradient Boosted Multi-label Classification Rules".
 - anapaulagomes starred a repository** (2 minutes ago). Item: **mrapp-ke/Boomer** (C++ 16 stars). Description: "A scikit-learn implementation of BOOMER - An Algorithm for Learning Gradient Boosted Multi-label Classification Rules".
 - Trending repositories** (See more). Item: **idurar/idurar-erp-crm** (Star). Description: "IDURAR Open Code Source ERP CRM | Node Js React AntD MERN".

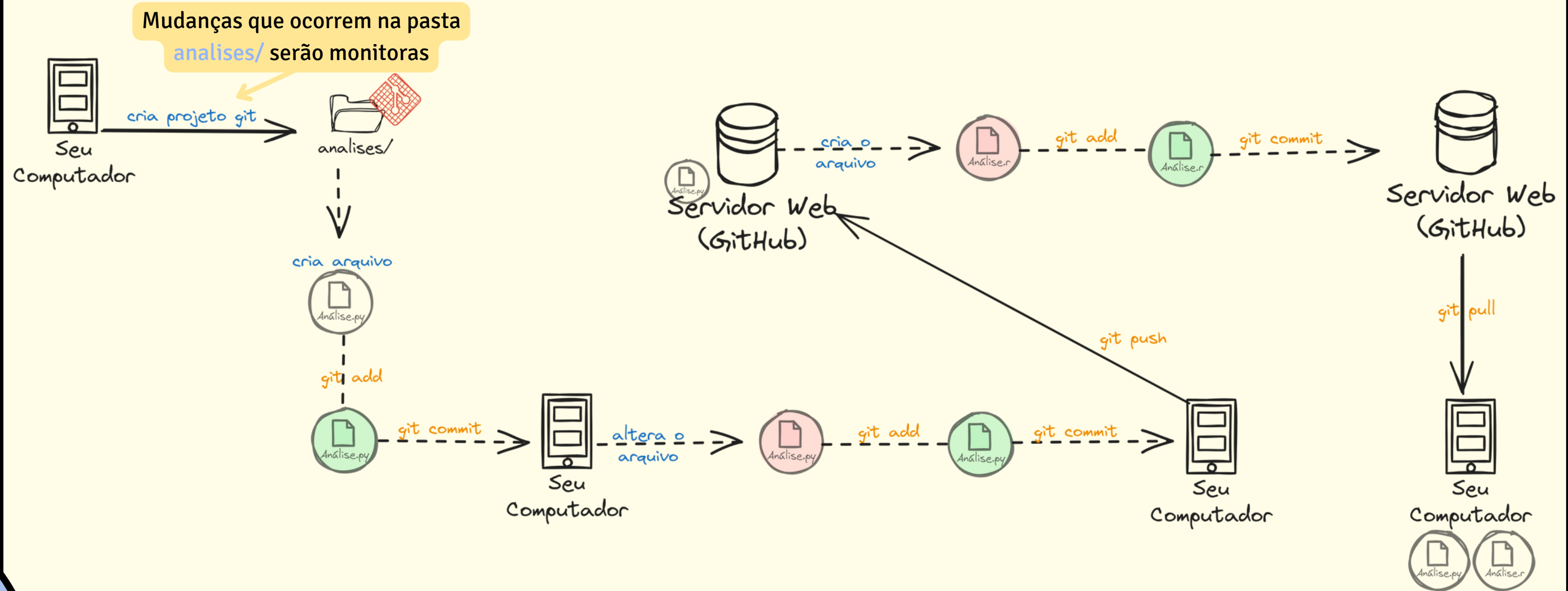
Caso de uso:



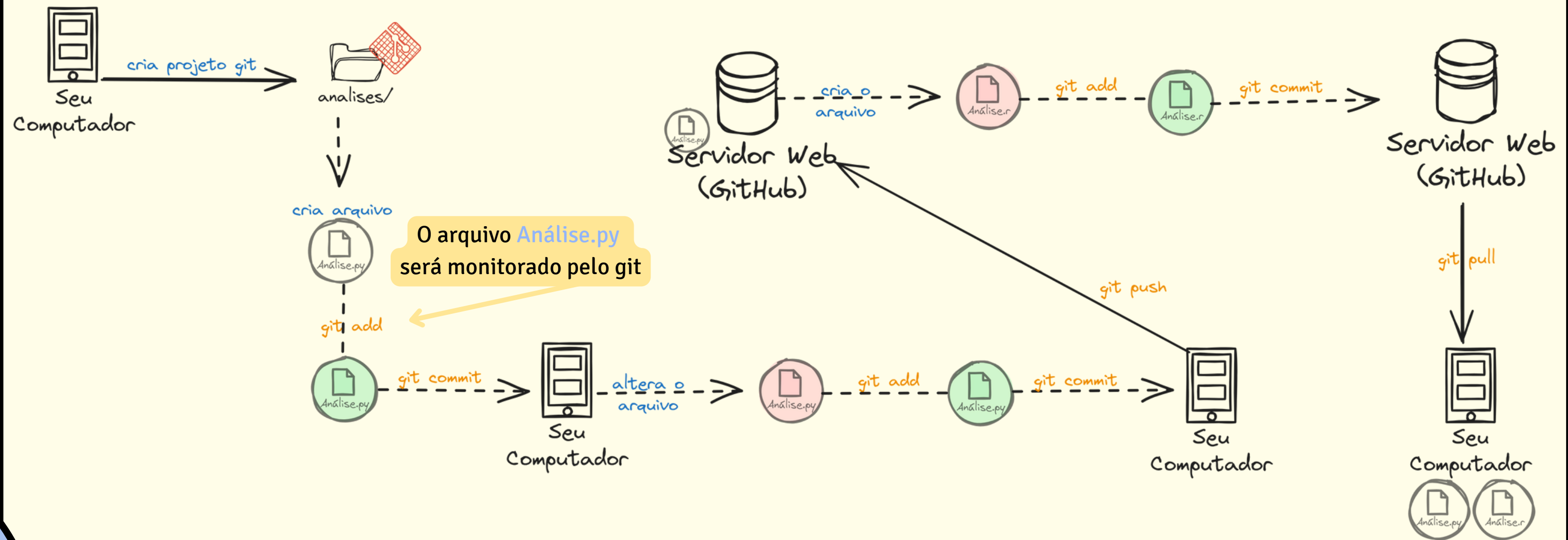
Fluxo de trabalho com Git



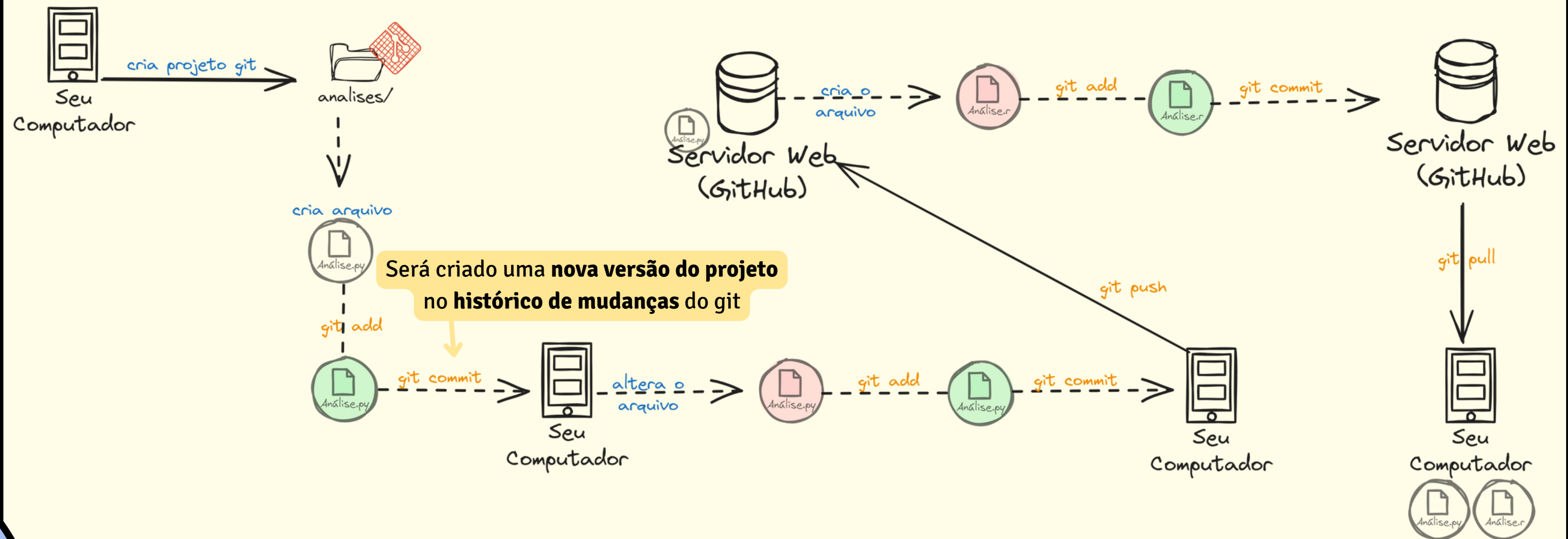
Fluxo de trabalho com Git



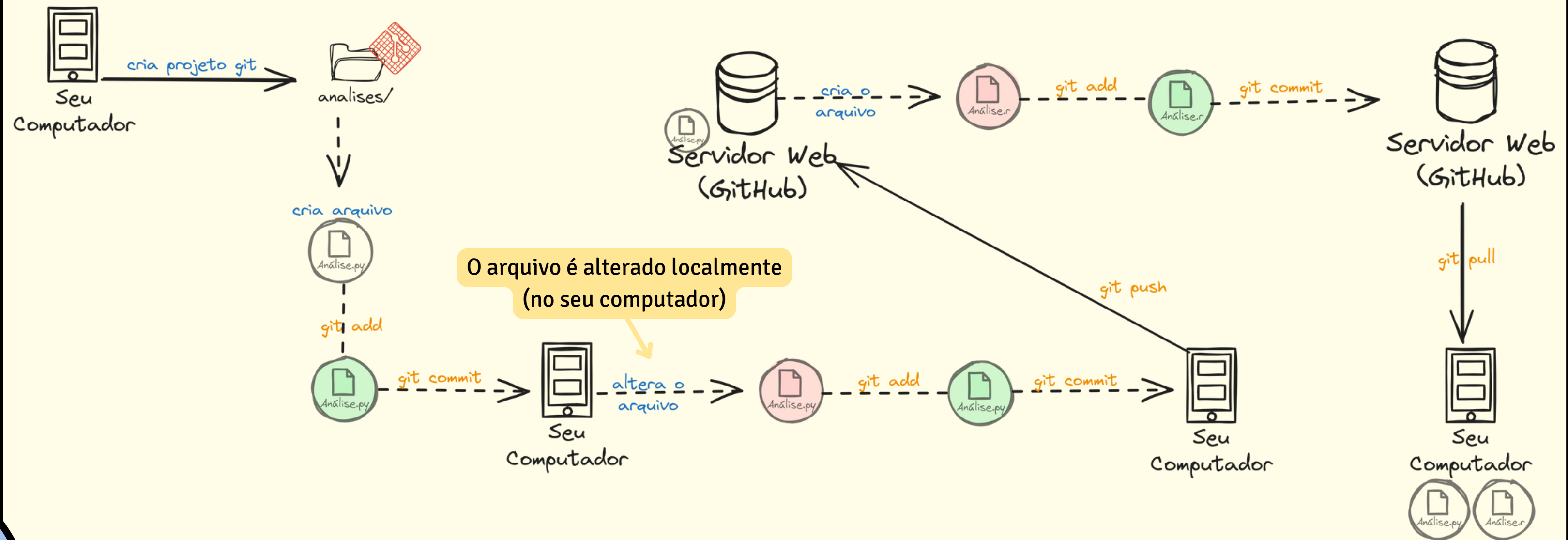
Fluxo de trabalho com Git



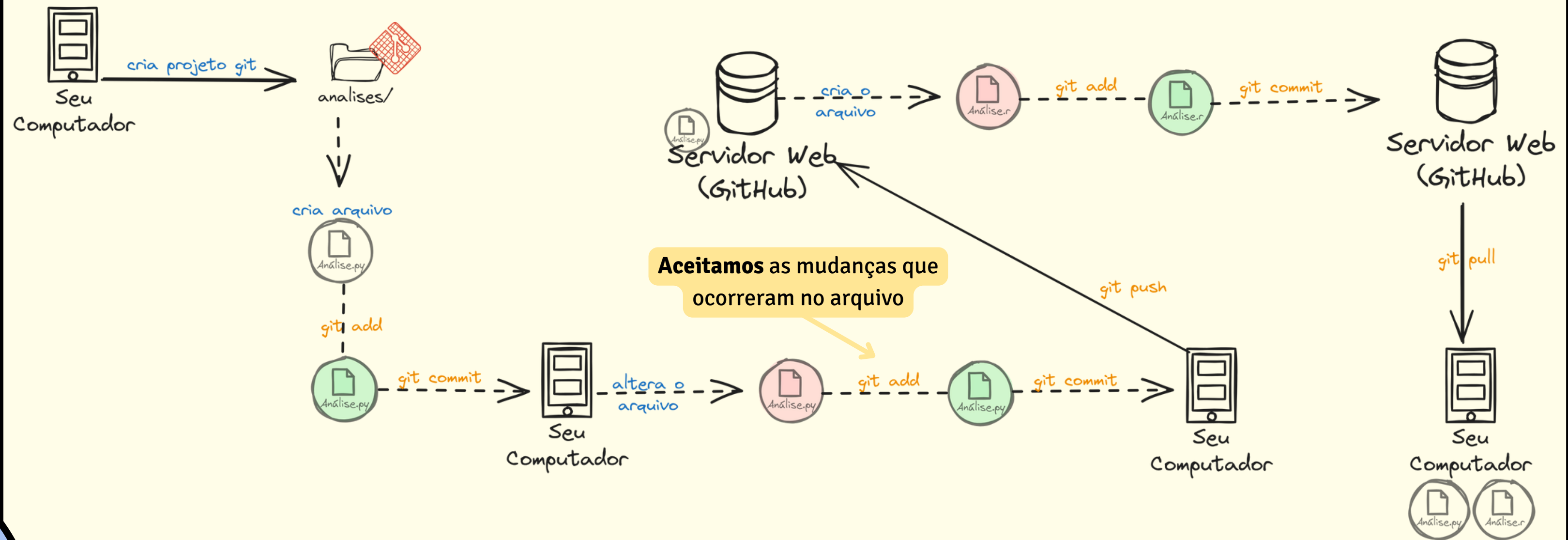
Fluxo de trabalho com Git



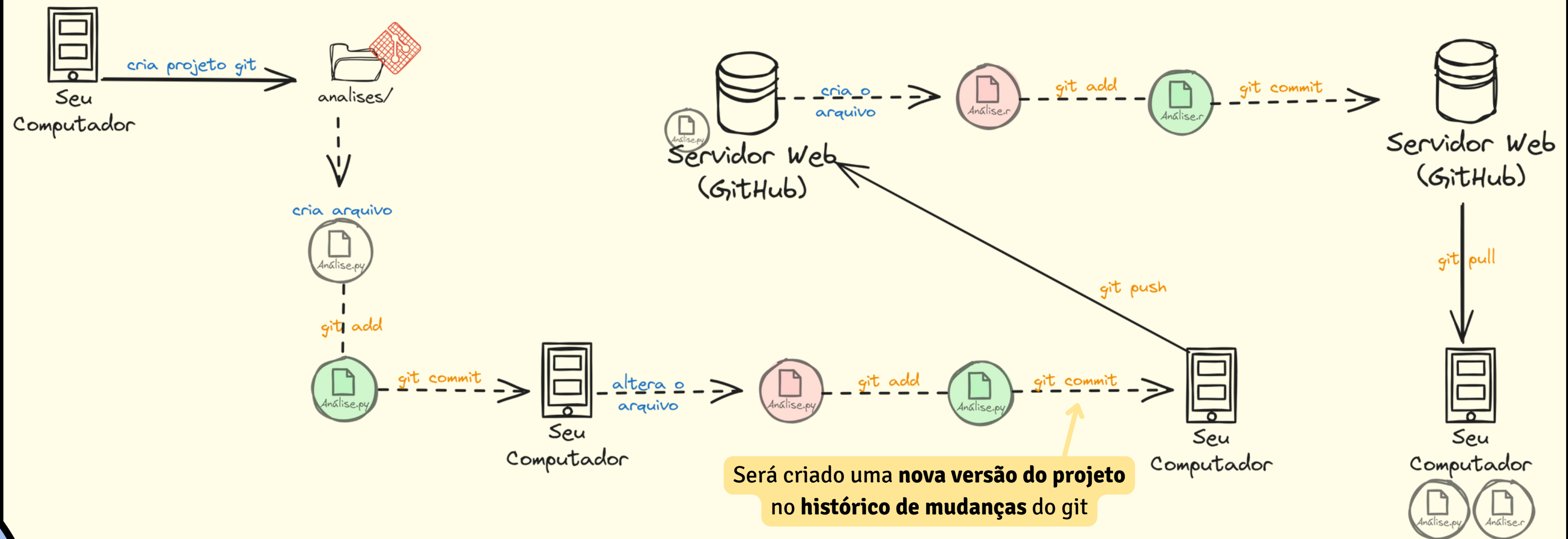
Fluxo de trabalho com Git



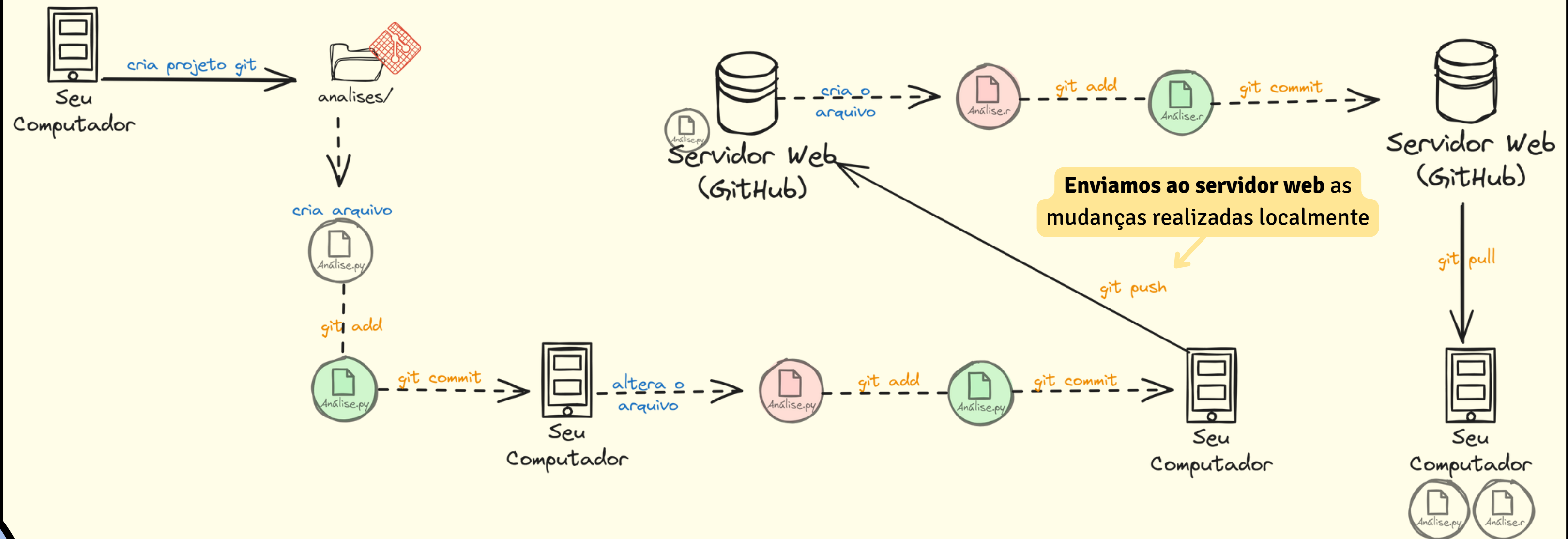
Fluxo de trabalho com Git



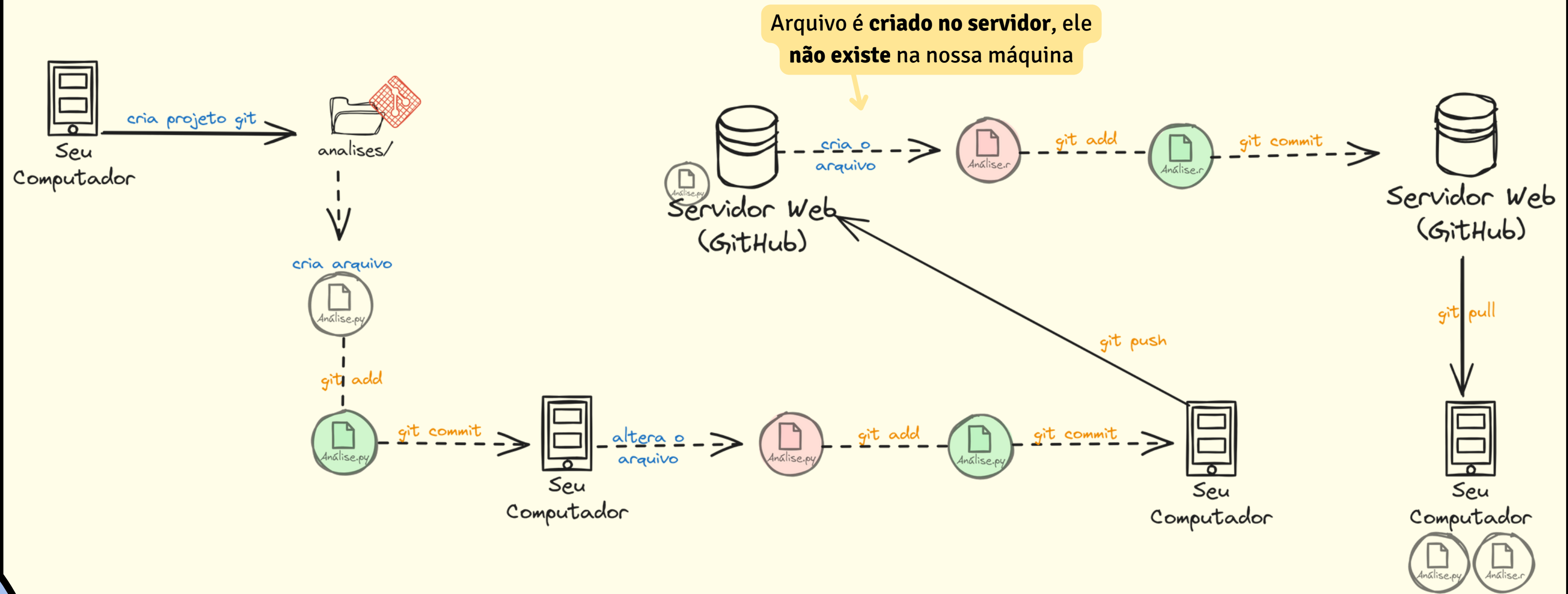
Fluxo de trabalho com Git



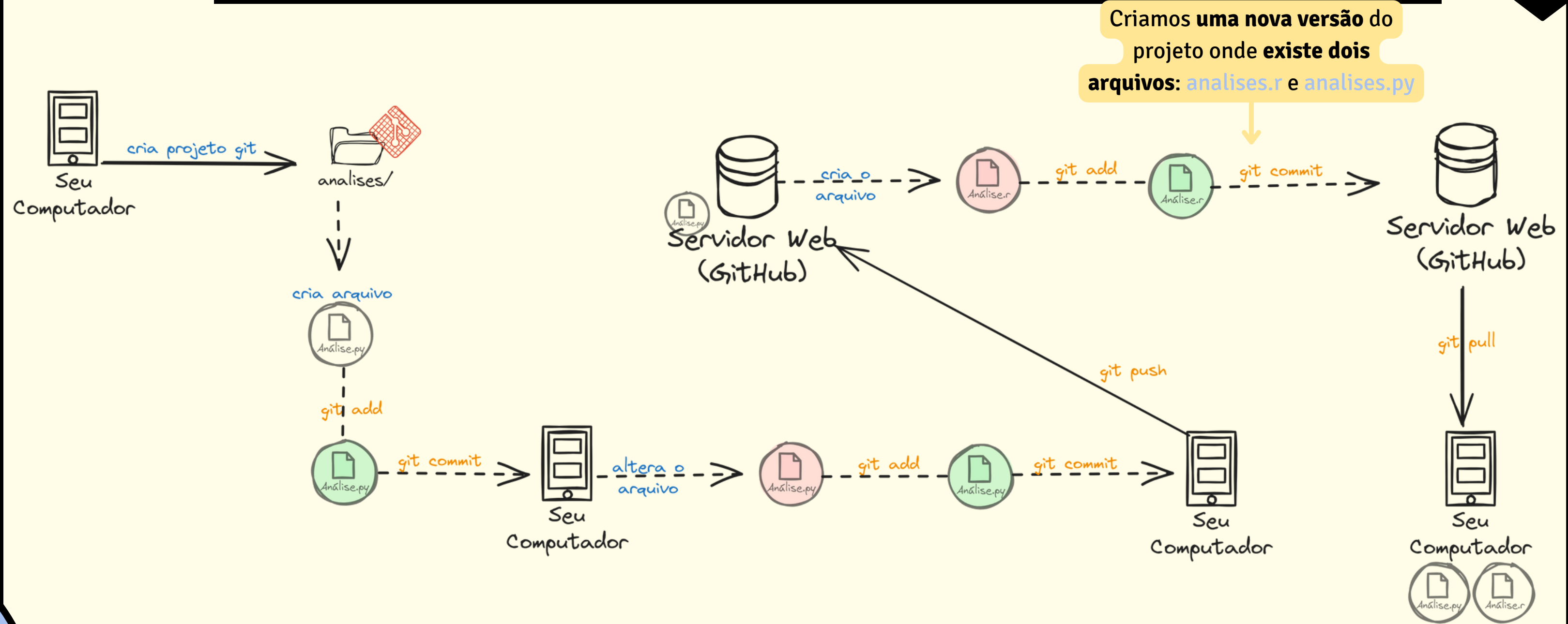
Fluxo de trabalho com Git



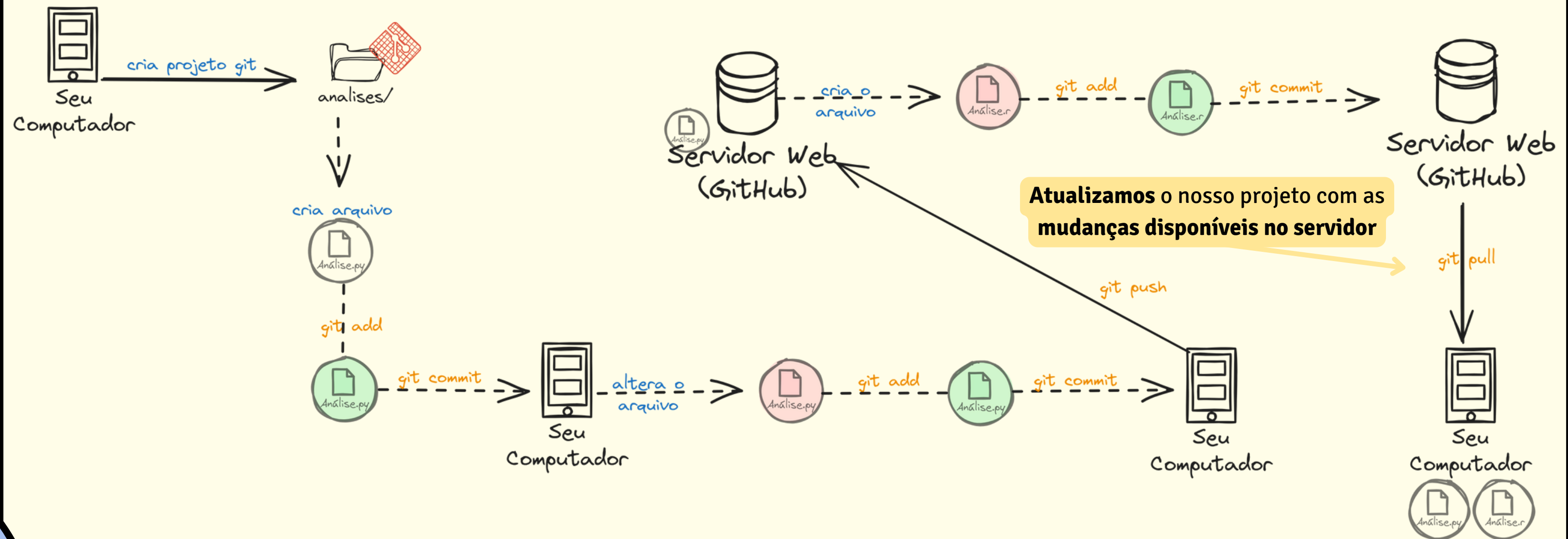
Fluxo de trabalho com Git



Fluxo de trabalho com Git



Fluxo de trabalho com Git



Colocando a mão na massa

- Markdown
 - HTML
 - GIFs :)
- Link da página



Maria Fernanda
naanadr · she/her

Data Engineer at @jusbrasil , Python
Lover in @pugpe and @pyladiesrecife

Edit profile

117 followers · 83 following

@jusbrasil


Brazil

17:59 (UTC -03:00)

mfsouza.com

@naanadr

Achievements



naanadr / README.md

hey there



LINKEDIN

About Me :

I am a Data Engineer from Brazil.

- I'm working on Jusbrasil as Data Engineer
- I'm currently learning Scala, Prometheus, Kubernetes.
- In my free time I like to read science fiction, play video game and go out to eat amazing food.
- Talk with me: @naanadr

Languages and Tools :





[Overview](#) [Release Notes](#) [Help](#)

GitHub Desktop

Focus on what matters instead of fighting with Git. Whether you're new to Git or a seasoned user, GitHub Desktop simplifies your development workflow.

[Download for Windows \(64bit\)](#)

Feeling brave?

Try new features in the [Beta Channel](#) before they're released.

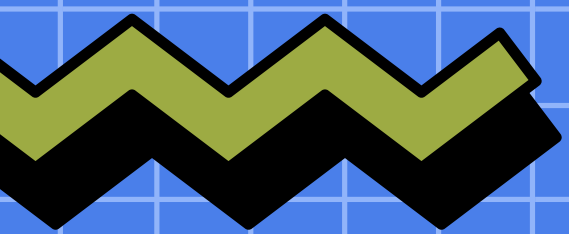
Prefer the MSI?

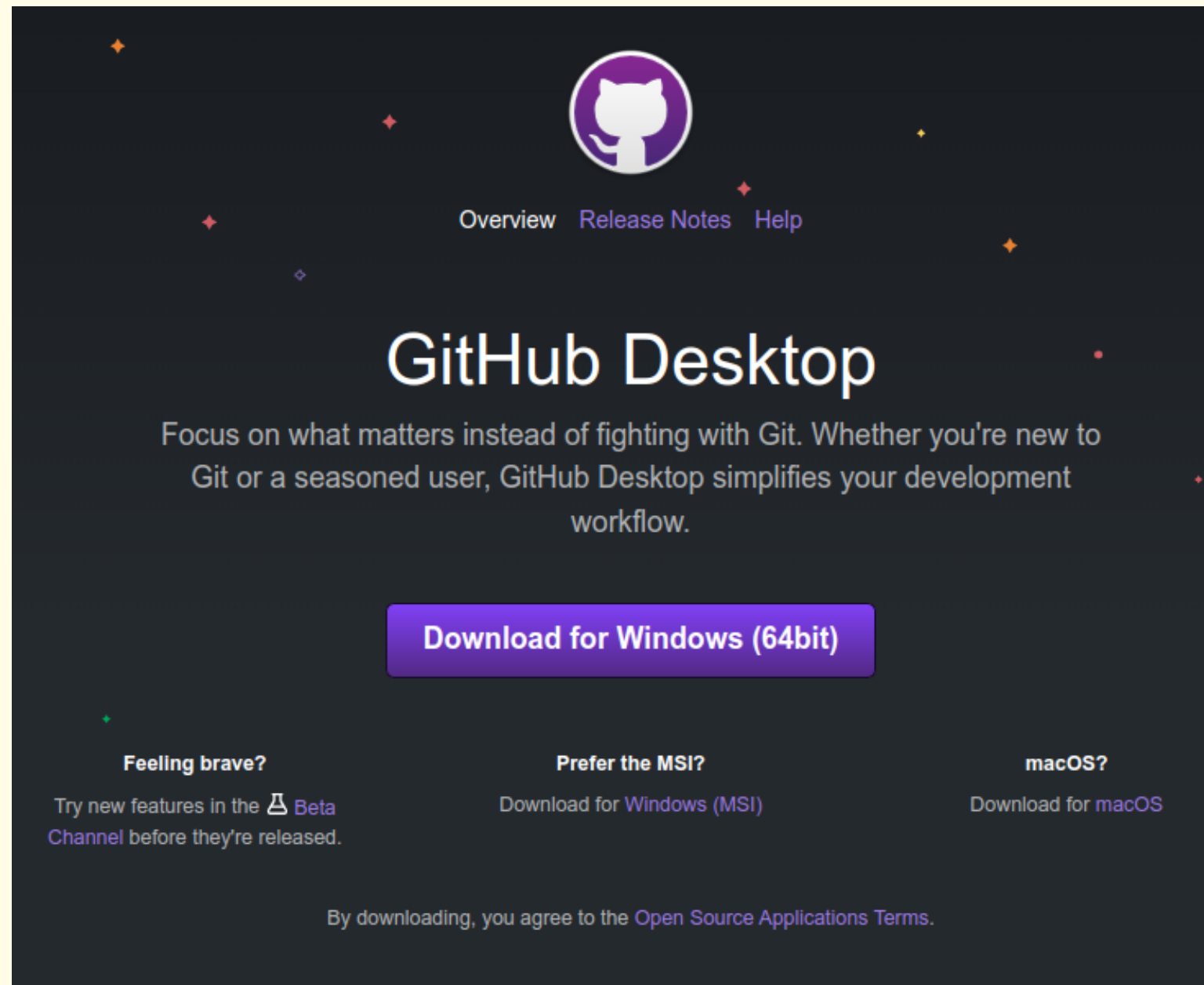
[Download for Windows \(MSI\)](#)

macOS?

[Download for macOS](#)

By downloading, you agree to the [Open Source Applications Terms](#).

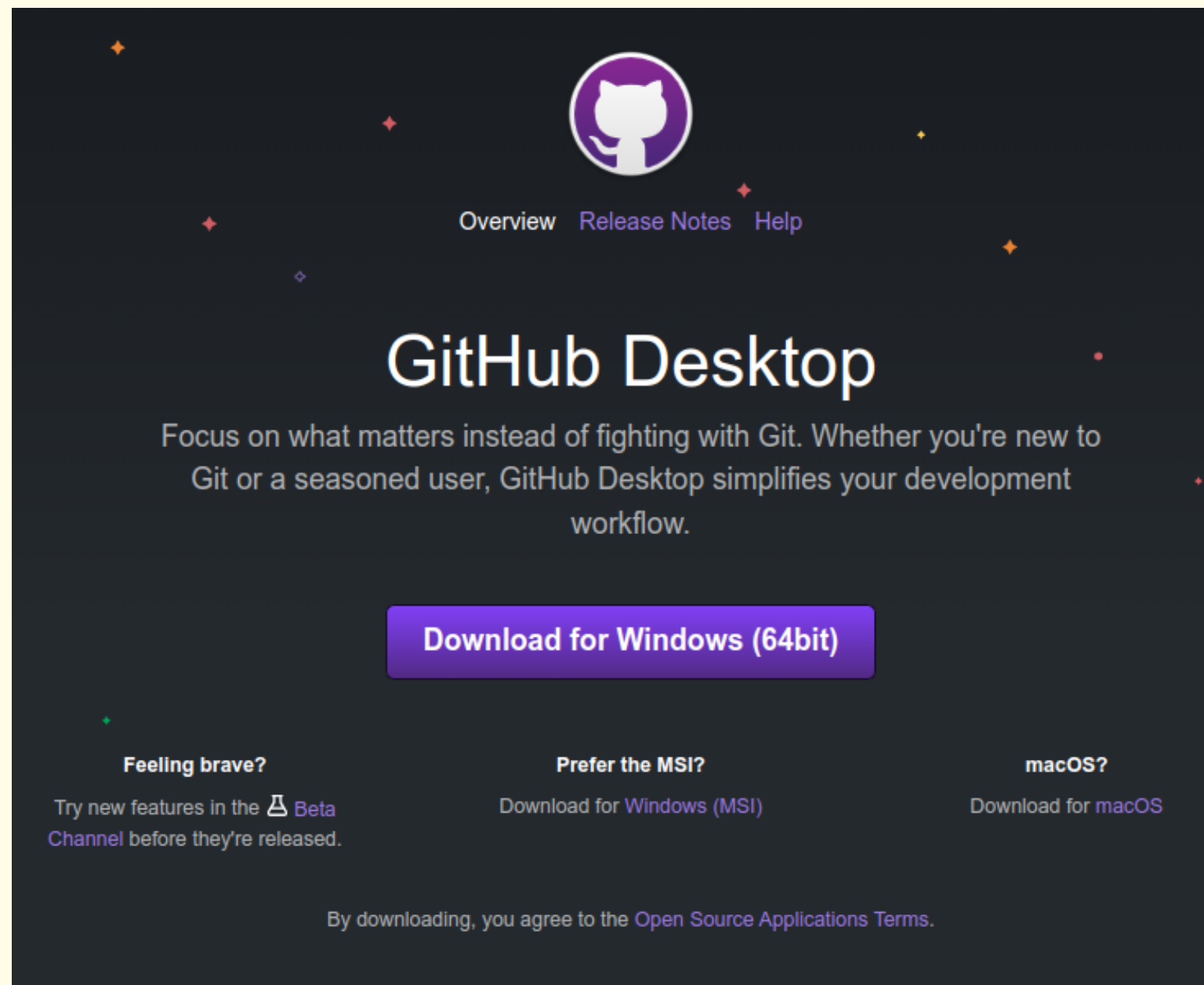





The screenshot shows the GitHub Desktop download page. At the top, there is a navigation bar with the GitHub logo and links for 'Overview', 'Release Notes', and 'Help'. The main heading is 'GitHub Desktop', followed by a sub-heading: 'Focus on what matters instead of fighting with Git. Whether you're new to Git or a seasoned user, GitHub Desktop simplifies your development workflow.' A prominent purple button says 'Download for Windows (64bit)'. Below this, there are three columns: 'Feeling brave?' with a link to the 'Beta Channel', 'Prefer the MSI?' with a link to 'Download for Windows (MSI)', and 'macOS?' with a link to 'Download for macOS'. At the bottom, a small line of text states: 'By downloading, you agree to the Open Source Applications Terms.'



Interface amigável



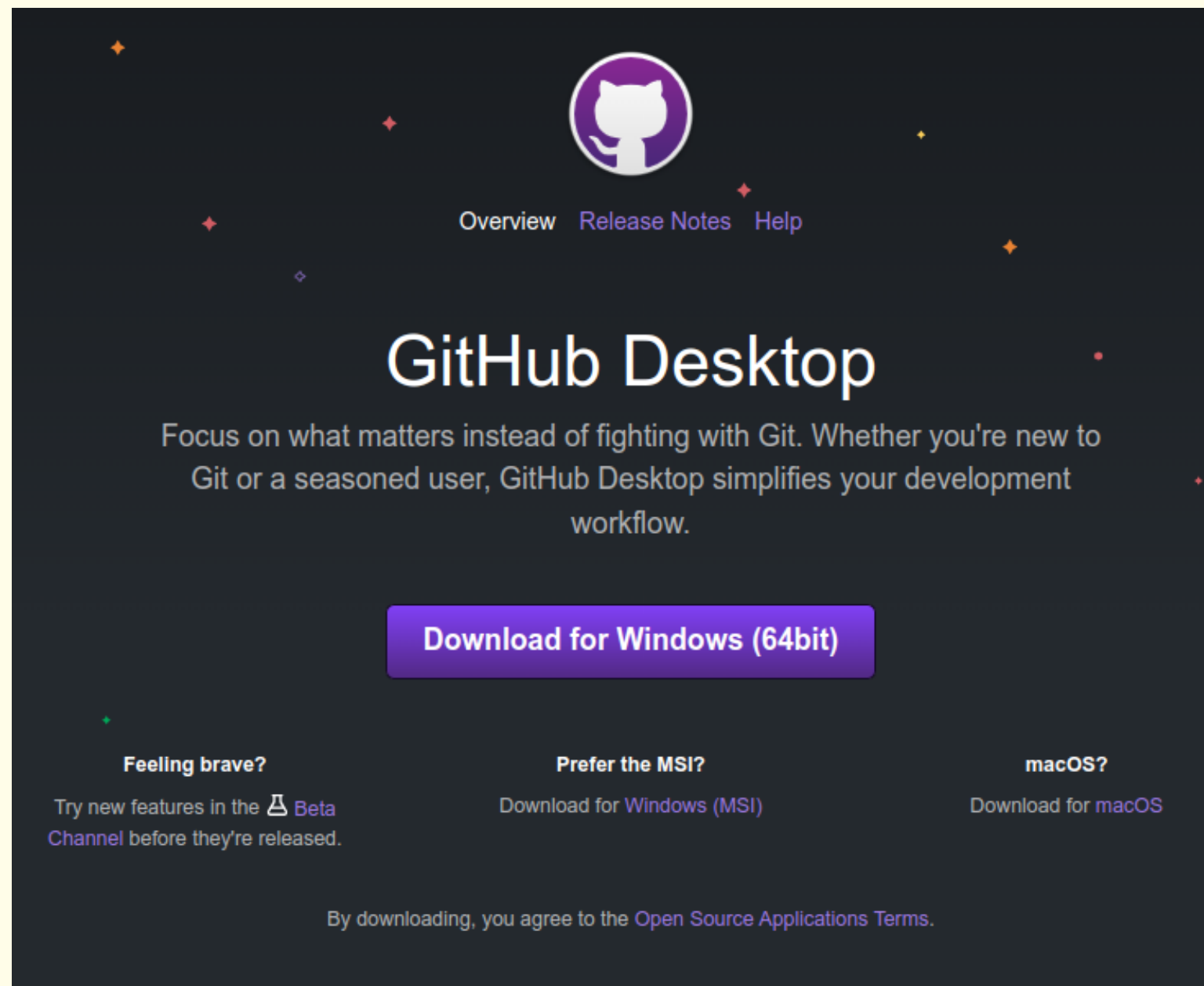
The screenshot shows the GitHub Desktop download page. At the top, there is the GitHub logo and navigation links for 'Overview', 'Release Notes', and 'Help'. The main heading is 'GitHub Desktop', followed by a sub-heading: 'Focus on what matters instead of fighting with Git. Whether you're new to Git or a seasoned user, GitHub Desktop simplifies your development workflow.' A prominent purple button says 'Download for Windows (64bit)'. Below this, there are three columns: 'Feeling brave?' with a link to the 'Beta Channel', 'Prefer the MSI?' with a link to 'Download for Windows (MSI)', and 'macOS?' with a link to 'Download for macOS'. At the bottom, there is a small text line: 'By downloading, you agree to the Open Source Applications Terms.'



Interface amigável



Disponível em vários SOs




The screenshot shows the GitHub Desktop download page. At the top, there is the GitHub logo and navigation links for 'Overview', 'Release Notes', and 'Help'. The main heading is 'GitHub Desktop', followed by a descriptive paragraph: 'Focus on what matters instead of fighting with Git. Whether you're new to Git or a seasoned user, GitHub Desktop simplifies your development workflow.' A prominent purple button says 'Download for Windows (64bit)'. Below this, there are three sections: 'Feeling brave?' with a link to the 'Beta Channel', 'Prefer the MSI?' with a link to 'Download for Windows (MSI)', and 'macOS?' with a link to 'Download for macOS'. At the bottom, a small line of text states: 'By downloading, you agree to the Open Source Applications Terms.'



Interface amigável



Disponível em vários SOs



Comunidade de pessoas usuárias

Colocando a mão na massa

- Markdown
 - HTML
 - GIFs :)
- Link da página



Maria Fernanda
naanadr · she/her

Data Engineer at @jusbrasil , Python
Lover in @pugpe and @pyladiesrecife

Edit profile

117 followers · 83 following

@jusbrasil

Brazil

17:59 (UTC -03:00)

mfsouza.com

@naanadr

Achievements



naanadr / README.md

hey there



LINKEDIN

About Me :


I am a Data Engineer from Brazil.

- I'm working on Jusbrasil as Data Engineer
- I'm currently learning Scala, Prometheus, Kubernetes.
- In my free time I like to read science fiction, play video game and go out to eat amazing food.
- Talk with me: @naanadr

Languages and Tools :




Mensagens de commit



Mensagens de commit



Seu código não é auto explicativo




Mensagens de commit



Seu código não é auto explicativo



Você não lembra de tudo



Mensagens de commit



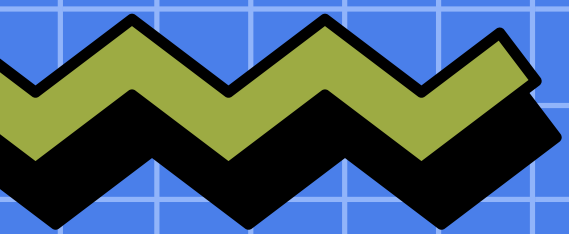
Seu código não é auto explicativo




Mensagem clara e objetiva



Você não lembra de tudo



Mensagens de commit



Seu código não é auto explicativo



Mensagem clara e objetiva



Você não lembra de tudo




Verbo no imp. da 3ª pes. do sing.

Mensagens de commit




Seu código não é auto explicativo



Você não lembra de tudo



Mensagem clara e objetiva



Verbo no imp. da 3ª pes. do sing.



Mensagem de no máximo 72 caracteres

Mensagens de commit



Seu código não é auto explicativo




Mensagem clara e objetiva



Mensagem de no máximo 72 caracteres




Você não lembra de tudo



Verbo no imp. da 3ª pes. do sing.



Use descrições caso necessário

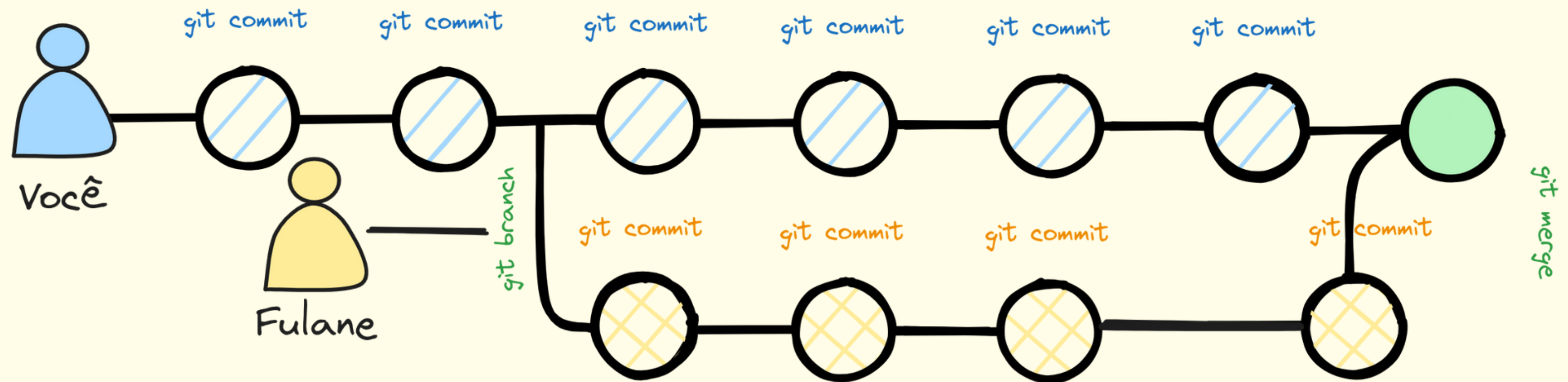




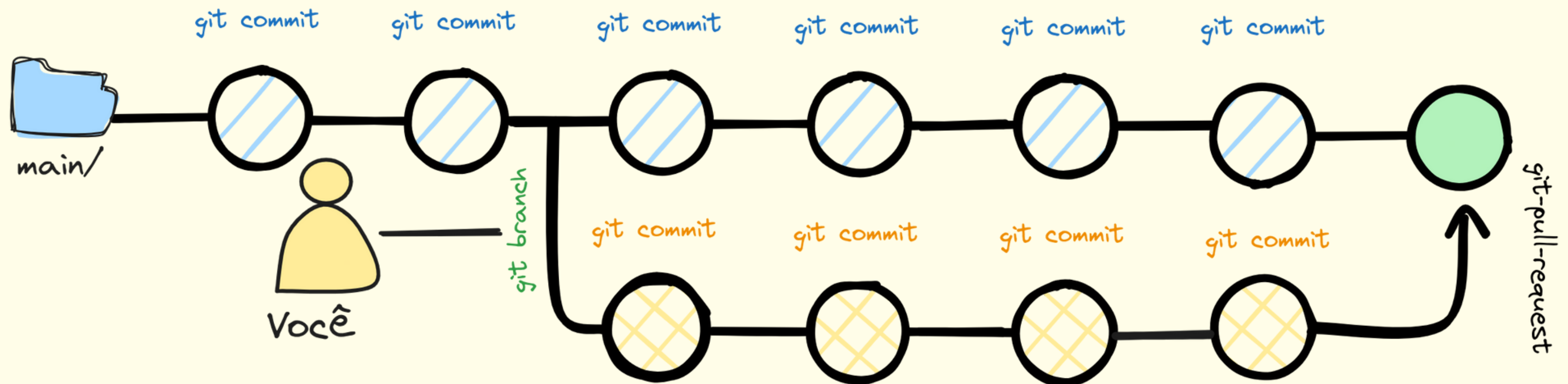
**Como você trabalha
colaborativamente?**



Mais um conceito interessante: Git Branch






Mais um conceito interessante: Pull Request





Para aprender mais...

- Introdução ao Git e GitHub (Escola de Dados)
 - Mais ferramentas gráficas
 - ProGit (versão kindle, livro digital).
 - Documentação do Github
 - Dicas de Git, feito pelo GitHub.
- 
- 
- 



Para aprender mais...

- Boas práticas de mensagem de commit
- A Note About Git Commit Messages
- Tutorial de markdown (en-us)
- Tutorial de markdown (pt-br)
- Inspirações 1(en-us)





Obrigada!



@naanadr
in/naanadr

bit.ly/CODA2023-gitgithub



Dúvidas?!